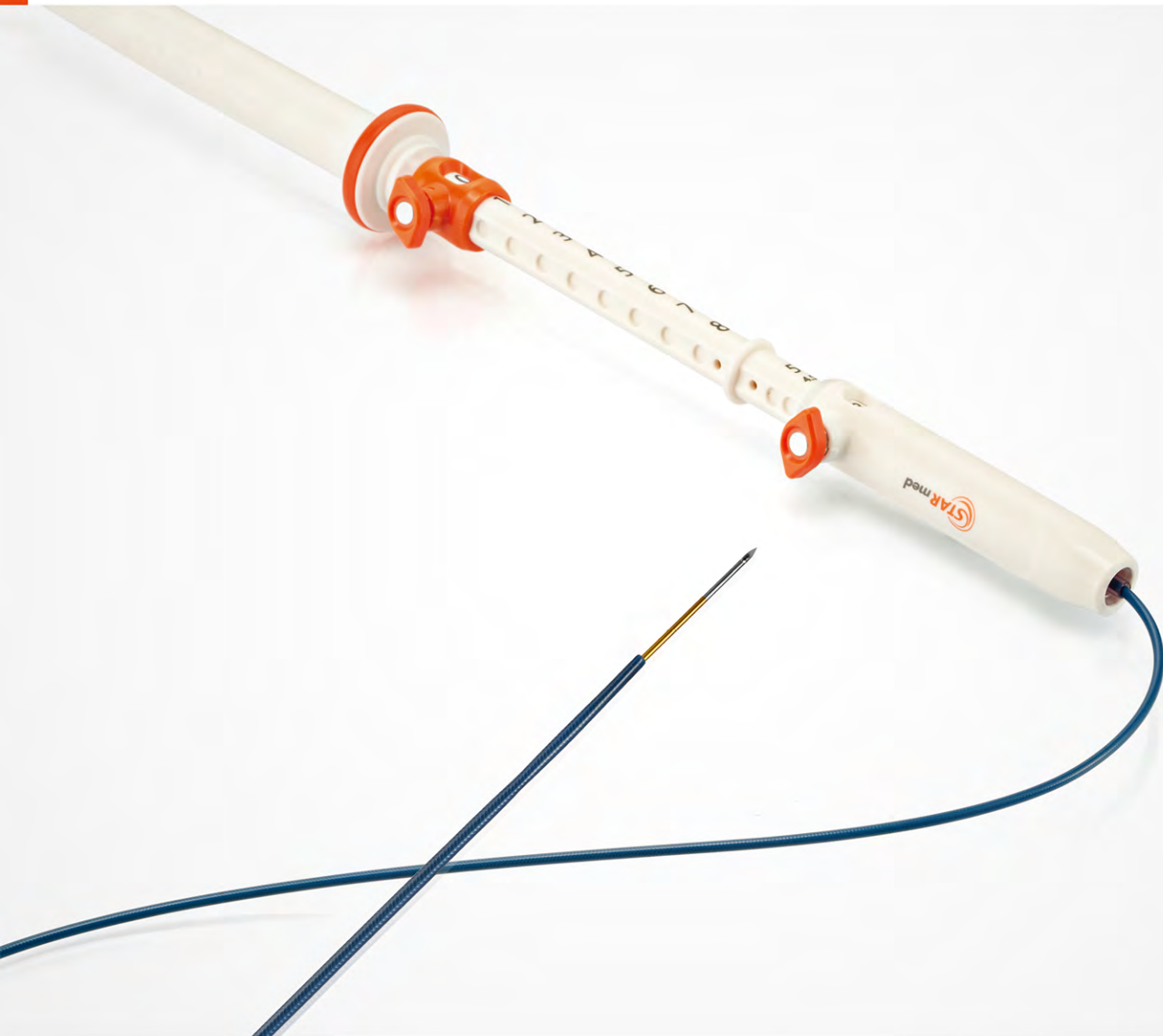




# EUSRA™

Endoscopic Ultra Sound guided Radiofrequency Ablation electrode



Global representative 

Bldg.C 4F, 158 Haneulmaeul-ro, ilsandong-gu, Goyang-si, Gyeonggi-do, Korea 10355  
E: contact@stent.net T: +82 31 904 6153 F: +82 31 904 6157

Manufacturer 

Bldg.B 14F, 158 Haneulmaeul-ro, ilsandong-gu, Goyang-si, Gyeonggi-do, Korea 10355  
E: inquiry@STARmed4u.com T: +82 31 816 3546 F: +82 31 816 4546


[www.taewoongmedical.com](http://www.taewoongmedical.com)

**TaeWoong**  
MEDICAL 

# EUSRA™

for EUS-guided RFA treatment

## EUSRA™ RF Electrode



## Ordering Information

EUS Approach			
Code	Length of Active Tip (mm)	Length of Flexible Sheath (mm)	Tip Diameter
19-**E	5, 7, 10, 15, 20	1415 ± 10 (Adjusted at "3")	19G

## Features

- Feasible and safe ablative treatment for locally advanced unresectable pancreatic cancer, neuroendocrine tumors, and cystic neoplasms
- Easy approach to target lesions with a great pushability of the needle
- Good echogenicity for safe procedure under EUS-guidance
- Inner cooling system to ablate large volumes of tumor without tissue charring
- A monopolar system
- Compatible with VIVA Combo™ generators ONLY

## Reference

- EUS-guided radiofrequency ablation for management of pancreatic insulinoma by using a novel needle electrode by Sundeep Lakhtakia et al [Gastrointest Endosc. 2016 Jan;83(1):234-9]
- Initial experience of EUS-guided radiofrequency ablation of unresectable pancreatic cancer by Tae Jun Song et al [Gastrointest Endosc. 2016 Feb;83(2):440-3]
- EUS-guided Radiofrequency Ablation (EUS-RFA) of Solid Pancreatic Neoplasm Using an 18-gauge Needle Electrode: Feasibility, Safety, and Technical Success by Stefano Francesco Crinò et al [J Gastrointest Liver Dis. 2018 Mar;27(1):67-72]
- Technique, safety, and feasibility of EUS-guided radiofrequency ablation in unresectable pancreatic cancer by Filippo Scopelliti et al [Surg Endosc. 2018 May 15]
- Endoscopic ultrasound-guided radiofrequency ablation for management of benign solid pancreatic tumors by Choi Jun-Ho et al [Endoscopy. 2018 May 4]
- Endoscopic ultrasound-guided radiofrequency ablation for pancreatic neuroendocrine tumors and pancreatic cystic neoplasms: a prospective multicenter study by Marc Barthet et al [Endoscopy. 2019 Jan 22]